

# HOW TO CREATE BLOG POSTS ON KIDBLOG!



# Links

## **Mr Blanch's classes:**

Praxis A: <http://kidblog.org/blanch-praxis-a>

Praxis B: <https://kidblog.org/class/blanch-praxis-b>

## **Ms Munro's classes:**

Praxis A: <http://kidblog.org/munro-praxis-a>

Praxis B: <http://kidblog.org/munro-praxis-b>

## **Ms Hewes' classes:**

Praxis A: <http://kidblog.org/hewes-praxis-a>

Praxis B: <https://kidblog.org/class/hewes-praxis-b>

**TIP: Save your class's link by adding it to your web-browser's bookmarks or favourites.**

# Blog posts on KidBlog


- Some of you have been posting your reflection questions by commenting on the teacher questions post.
- This term, we'd like you all to start creating your own blog posts instead.

# Here is how to do it:

1. Find the questions for each session by finding the teacher post (always posted by username Praxis MSC and pinned to the dashboard).
2. Use your cursor to copy the questions.
3. From the class blog dashboard, select the blue button on the top right hand corner called 'New Post +'.
4. Paste the questions in the large text box. Answer them thoughtfully and comprehensively!
5. Don't forget to give your post a title.
6. When you've finished, hit 'Publish' and select 'Classmates' as your audience.

See following slides for screenshots.

# Select the 'New Post +' button



**Munro Praxis A** New Post + Praxis MSC

**Munro Praxis A**  
Settings | [Follow](#) | |

**Posts** | **Comments** 101

Filters: Posts with status [Published](#) [Review](#) [Draft](#) | [Show Filters](#)  [Search](#)

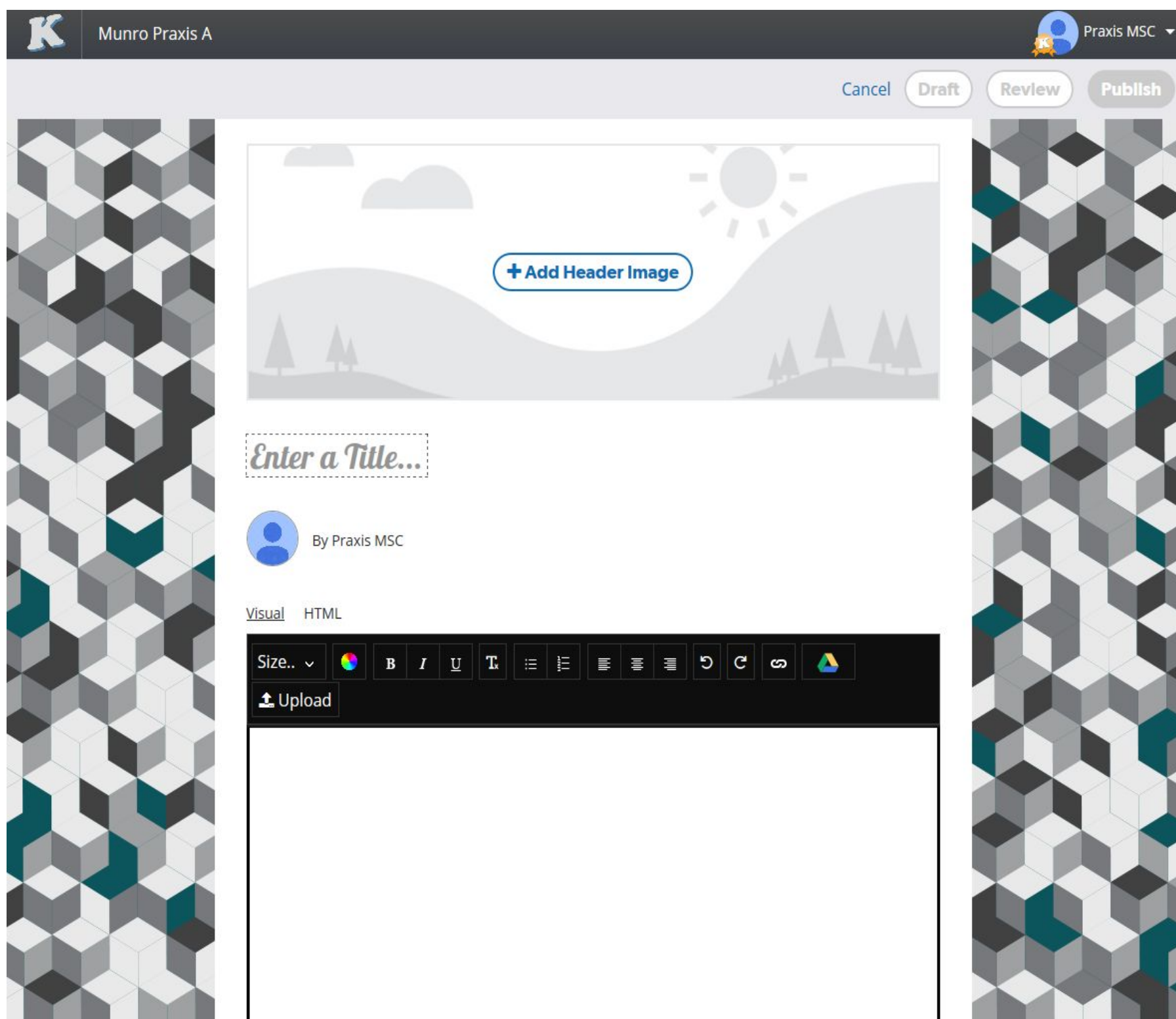
Post Title	Author	Date	Comments
★ Last Session Blog Questions	Praxis MSC	Mar 31, 2017, 10:01am	40
★ Session 4 Questions	Praxis MSC	Mar 17, 2017, 8:33am	8
★ Session 3 Reflection Questions	Praxis MSC	Mar 3, 2017, 9:19am	33
★ Reflection Questions - Session 2			
★ Welcome to Kidblog - Here are your Weel...			
Last session questions			

**Members**


Search Members...

- Amelie
- Ashlyn
- Chloe
- Harrison
- Jack
- Jasper
- Jay
- Jerry
- Josh

Create your blog post. Don't forget that you can personalise your post by changing the fonts/colours/background and adding images.



# Hit the blue 'Publish' button when you're ready to publish!



K Munro Praxis A Praxis MSC

Cancel Draft Review **Publish**

*This is how to create a blog post!*

By Praxis MSC

Visual HTML

Size.. **B** *I* U **T**

Upload

Ravenclaw rules.

# Select 'Classmates' and hit 'Publish'!

